

Westchester Photographic Society News



In Focus October 2005

IN FOCUS is on the Internet at
<http://wpsphoto.org>

IN FOCUS

Robert A. Baron, editor
Web edition: Dick Budnik

+++++

email: infocus@studiolo.org

+++++

Board of Directors for WPS

GLEN HALL:

Chairman & Historian

JERRY HOFFMAN:

President & Field Trips

DICK BUDNIK:

Executive Vice President, WebMaster &
Competition Scorekeeper

CHARLIE KOENIG:

Treasurer & Corporate Secretary

CECILIA FABBRO:

Recording Secretary

MARTIN KANTOR:

Program Chairman, WCC Coordinator

LOIS BARKER:

Exhibits Chairman, Guest Book

ROBERT BARON:

Newsletter, Publicity

JOE POLLOCK:

College Shooting Program

+++++

Volunteers

ROSE ANN AND WALTER KIMMEL:

Competition chairs

HARRY ARCHER:

Competition Equipment Coordinator

CAROL FINLEY:

Special Competition Equipment Coordinator

BARBARA POLLACK :

Competition Judge Coordinator

+++++

Unless specifically noted herein, all images and articles are copyrighted by their respective authors. Clip-art is used under license from Microsoft Corporation and other sources. This publication is the copyrighted property of the Westchester Photographic Society (WPS) and may not be reprinted in whole or in part without its expressed written permission, with exception for fair use as defined by §107 of the U.S. Copyright code.

ORDER NOW!!!

GIFTS FROM CAFÉ PRESS

Get your WPS sportswear from...

www.cafepress.com/westphotosoc

Or call toll free: (877) 809-1659

Ask for the WPS store.

Through MyView Finder

by Jerry Hoffman

I'm just back from two weeks of wandering with dear friends through the incredible geography of northern Arizona (the north rim of the Grand Canyon, to the bottom of Lake Powell and the nearby Antelope Canyon, then through Monument Valley) and then on into Utah and its glories (Valley of the Gods State Park (SP) Arches National Park (NP), Canyonlands NP, Deadhorse Canyon SP ...of Thelma and Louise fame..., Natural Bridges NM, Capital Reef NP, Escalante National Monument (NM) and Aspen tree leaves turning to gold, Bryce Canyon NP, Cedar Breaks NM, Zion NP, and side trips to look at ancient cliff dwellings, kivas and petroglyphs, and even stopping to pick apples in old orchards!)

The visual feast, mile after mile, is almost impossible to describe with justice. Over and over, while driving to any of these places early to catch the morning light, we found the images along the road so compelling, that we were stopping every few moments, taking photo after photo. As we watched the time approaching the dreaded noon hour, we vowed no more stops...and then we'd go around a bend in the road, and the cries would come from every corner of the car.....STOP, I want that image!!!

What a wonderful time, using digital cameras, constantly aware of batteries running out, and memory cards being filled up. The old adage: "You can never have too much memory" certainly fits. Now, add to that: "You can never have too many spare batteries!" (And, when wandering this high desert area, also add: "You can never have too much water".)

We learned a lot. Leaving spare batteries and/or memory cards (water, too), in the car, when we stopped at a viewing area, and then walked some distance to capture good views, caused much chagrin and angst when we ran out. It took only one night of forgetting to recharge our camera batteries to make an indelible impression...never again! We also found it worthwhile to bring an Outlet adapter (one plug in, providing two or three extra outlets), as most motels we stopped at only had one outlet available.. Without an adapter, only one battery charger could be plugged in at a time, and there were two of us rushing to get to the available outlet before the other.

When I returned, I was asked: "So which was your favorite place?" My initial response was "all of it". My thoughts kept coming back to the question, and I realized that it really wasn't "all of it". But what was also true, was that it was more than one place: We hit Zion early in the day, the light was perfect, and we could hardly imagine anything so awesome and beautiful. The north rim of the Grand Canyon was nice, but a disappointment because it was full of haze with almost

(Continued on page 3)

Cover Photograph: A Child of War. Gettysburg simulation captured by Anastasia Tompkins, July 2005. A segment from a digital slide show presentation discussed on page five of the current issue of IN FOCUS. All photographs copyright by their author.

Field Trip Notice:

**Storm King Art Center,
Old Pleasant Hill Road,
Mountainville, NY
(914) 534-9115**

When:

Saturday, October 29th, @ 11:00am.

Raindate:

Sunday, October 30th @ 11:00am

What:

120 Large abstract sculptures, spread around on 2,300 acres (so bring good walking shoes!). There is also a Museum with more sculpture inside.

Admission:

Adults: \$7.00; Students and seniors \$5.00

Lunch:

Picnic tables available. Let's bring lunch and plan to meet at the tables anytime at about 1:00pm.

Getting there:

I-87 north (NY Throughway, west of the Hudson) to exit 16. Then, Rt 32 north about ten miles. Follow signs to Storm King art Center. Turn left onto Orrs Mills Rd (turn occurs just after crossing a small bridge on Rt 32)



Don't shoot 'till its f11 at a 50th.

Adobe Photoshop Seminar

On Monday, November 7, 2005 at the Jacob K. Javits Convention Center, Dave Cross, Senior Developer, Education and Curriculum for the National Association of Photoshop Professionals, will be presenting the all-new Photoshop CS2 Power Tour.

Amplify the impact of your work with these high-voltage, hair-raising techniques for Photoshop CS2! This brand-new one-day seminar will charge your creative batteries and transform you into a Photoshop dynamo, Guaranteed!

The seminar is only \$79 for NAPP members, or \$99 for non-members. At the seminar you'll receive our invaluable keyboard shortcuts guide, our "goodies" disc, and a detailed seminar workbook that includes all the techniques presented in a step-by-step format to take home.

Register at: <https://www.photoshopper.com/seminar/psregister.html> or call 800-201-7323, Monday - Friday 8:30 am to 7:00 pm EST.

(Viewfinder: Continued from page 2)

a uniform grey everywhere, and it seemed impossible to get a good image. Capital Reef was a nice surprise: Again, the light seemed perfect, with great images one after the other. We also discovered a major gorge at the bottom of the park and that was stunning to drive through, with the road winding and twisting and the canyon walls, steeply vertical coming right to the roads edge, and with surfaces full of holes like sponges.

Other favorites include Arches and Canyonlands, like old friends from previous visits. New, and exciting to see, however, were : Valley of the Gods, just above Monument Valley, across the border in Utah, a true wilderness, hard to find, miles and miles of dirt road, washed out in many places and with absolutely stunning visuals. Another was Cedar Breaks , just above Zion, much smaller than most of the other places we visited, the ranger station at 10,350 feet, and the air delightfully cool and crisp. Again , a visual treat!

Finally, having achieved our goal of visiting every site in our plan, and feeling very complete (and all but exhausted after 13 days and 2000+ miles), we headed back to Las Vegas for an overnight before the flight home. On the way, not far below Cedar Breaks, we passed the entrance to Kolob Canyon, which is a remote, rarely visited part of Zion, and made a quick decision to go for one more. The place is a mini Zion, around every curve in the road was another stunning image, just delightful. And, imagine, it is just about 6:00 PM and mountains are turning to pure gold as the sun gets lower in the sky. What a gift, totally unplanned and a wonderful end to our adventure!

Summary of newly revised competition categories.

Competition Categories	B	A	Salon
Black & White Prints	B, A and Salon Combined		
Color Prints	X	X	X
Open Mind Prints	B, A and Salon Combined (Color and B&W Combined.)		
35mm Slides	B, A and Salon Combined		
Digital Projector Black & White	B, A and Salon Combined		
Digital Projector Color	X	X	X
Digital Projector Open Mind	B, A and Salon Combined		

For Sale — Contact Marvin Weiss 428-0222
Brand new -- never used -- Epson Stylus Photo Printer R200, in original, unopened box. \$50.

WPS Bulletin Board

...And One More Competition Revision

By Dick Budnik, Scorekeeper

After reviewing the number of entries submitted in September into the three B&W Print Competition Levels, the Board has decided to merge the B, A and Salon levels into a single B&W Prints category. Last month only one person competed in B; six in A; and two in Salon.

All the scores for B, A, and Salon from September will be transferred to this new category, and starting with the October competition all B&W prints should be entered into a combined B&W Print category.

New members wishing to compete with B&W prints will no longer be required to submit a portfolio of their B&W prints before entering competition.

Program Schedule: Friday Meetings

October, 2005

- 14: Competition #2
- 21: David Small, Street Photography. The public is invited. — Plus a Walter mini-session, "Shadows/Highlights" at 7:15 PM for members only.
- 28: Movie

November, 2005

- 04: Special competition, The theme is Strangers
- 11: Annual Awards Dinner (Restaurant to be decided)
- 18: Competition #3
- 25: No meeting- Thanksgiving

For Sale: Contact Richard Micklisch 914.591.4407

- Sekonic Lightmeter L-558 \$375
 - Canon Ringlight, MR-14EX \$335
 - Tamron Tele-Converter AF, 2x, for Canon \$95
 - Kenko 1.4x Tele-Converter Pro 300, for Canon \$95
- All items like new.

New Members:

Naomi Castello, Renee Grabiner, Ken Negard

A Thank You to our Hosts and Hostesses:

Carol & Irwin Krasnow (September 16)
Joyce Blossom (October 14)
Renee Grabiner (November 4)

For Sale: Contact Walter Kimmel, at walter.sk@verizon.net

- Manfrotto 3039 SuperPro 3-way tripod head with Quick Release. Supports 26lb. \$125
- Manfrotto QTVR Panoramic head, with leveler and sliding plates to find nodal points. Quick Release and Vertical Mount. \$225
- Manfrotto 3401B Black Aluminum 3-section tripod, center post can be horizontal or reversed, Range 7.75-67.75 inches, supports 13.2 lb, weights 5.7 lb. Includes extras: spiked feet set, tripod strap. \$110
- Gitzo 1564 Aluminum monopod: 23-62.6", wight 2 lb, support 17.6 lb. \$90
- Gitzo 1224 Reporter (Mk 1) Aluminum tripod, 3 sections: range 7-57"; to 71" with center column extended. Weight 5 lb, load 13.2 lb. \$200.
- Gitzo 1172 magnesium 3-way head, Quick Release, supports 8 lb. \$120.
- Lowepro PhotoTrekker AW backpack (AW = more weather protection and extendable rain cover, ground cloth.) Like new. \$150

Honors from the WPS Hiram Halle Library Exhibition

- | | | |
|-----|-------------------|-----------------------------|
| 1st | Richard Micklisch | Tulips |
| 2nd | Rose Ann Kimmel | Mohonk Window |
| 3rd | Gerry Rosenstrach | Girl in Venice with Pigeons |
| HM | Dennis Thornton | Stairway to Heaven |
| HM | Dennis Thornton | Emergence of Power |

A note from: Marvin Weiss


As Westchester residents and interested photographers, it is especially gratifying to us when we realize that photography is being used to advance our medical and social needs.

Many of us have read about the serious problems, financial and otherwise, affecting the Westchester Medical Center. Within the WMC is a children's hospital that specializes in major surgery. Post surgery rehabilitation is a very important part of the recovery process for everyone, of course, but especially for children. As photographers and social beings, we should be pleased to know that Fuji Film has contributed to the hospital's rehabilitation program by donating digital cameras, printers and paper, intended for use by the recovering children. Would that other corporate interests (not just photographically aware entities) partake in valuable charitable activities such as this.

Putting Together a Digital Slide Show

By Anastasia Tompkins

With the digital age upon us, there are now many new ways to share and show our images. We make our own prints, order them on-line and can create digital on-line photo galleries. We can also create a fantastic, exciting slide shows without having to sort and organize our slides on a light table, or having to project them with two or more carousel projectors employing slide dissolve units and four-track recorders. Our new technique is easier and cheaper,



and often surpasses the old format. These shows can be placed on a CD or DVD and viewed in many ways: on the computer monitor, on the Internet, on a TV screen or with the use of a digital projector and a lap top, on a wall or screen.

Assembling a digital slide show is the kind of fun, creative and personalized project that I hope everyone will want to try. Once you create one, you will discover just how many uses you can find for it. I have personally used them for presentations at WPS, a teacher's retirement dinner, a Bat Mitzvah and a 50th wedding anniversary party.

There are many different programs available for creating digi-

tal slide shows, as well as music download programs with which to enhance your project. For many choices, just do a search for "digital slide shows" and go to various websites to see what they are offering.

For the sake of this article, I will only speak about the program that I use, **ProShow Gold Version 2.5** by **Photodex**. Unfortunately for Mac users, this program is only available to PC users. This program may be purchased at www.photodex.com for \$69.95, or you can order the boxed version for \$79.95.

Just follow these easy steps to create a show. After downloading your images into a designated folder on your computer, you can load them into your slide show. This is usually accomplished by selecting the images you want and by dragging and dropping them into your slide show program.

Once the images are in the program, you may customize the sequence, timing and transitions (of which there are upwards of 300 choices). Remember, at anytime you may preview the progress of your slide show in real time at anytime, just in case there are elements you would like to change before continuing. You



may also add a custom soundtrack — either from a CD or by downloading songs of your choice from a music program such, as iTunes or Limewire.

With the new 2.5 version of **ProShow Gold**, the option of a voice-over for your slide show was added. In this program you have complete control of audio timing, fade-in, fade-out and more. You can add multiple captions to various slides as well as selecting your own font color,



shadows and sizes. Motion effects like pan, zoom and image rotation (Ken Burns Effect) are all possible with **ProShow Gold**. These types of features are the kind that distinguish this level of program from those less expensive. If these features interest you, check if they are offered before you purchase a different program. After all, these are the things that bring your show to life and make it thrilling for your audience.

Once a show is complete, you have many options for outputting it. You can create a self-contained EXE show (autorun) that plays on any computer, or output your show to video CD for playback in your DVD player. One particularly enticing feature of **ProShow Gold 2.5** allows you to direct friend and family to the Photodex website, where they can view your on-line slide show! Finally, updates to the program are free for one year after purchase, which also makes this a nice choice.

Images on the cover and on this page derive from Anastasia Tompkins' Slide-show on the battle at Gettysburg.

**Current & Forthcoming
Exhibits
NYC Museums**

THE JEWISH MUSEUM:

The Jewish Identify Project, 9/23/05 - 1/29/06

METROPOLITAN MUSEUM OF ART

The Perfect Medium: Photography and the Occult, 9/27 to 12/31/05

MUSEUM OF MODERN ART

New Photography '05: Carlos Garaicoa, Bertien van Manen, Phillip Pisciotta, Robin Rhode, 10/21 to 1/16/06

AMERICAN FOLK ART MUSEUM

[Nothing cited]

**INTERNATIONAL CENTER FOR
PHOTOGRAPHY**

André Kertész, to 11/27/05

Modernist Photography: Selections from the Daniel Cowin Collection, to 11/27/05

El Salvador, Work of Thirty Photographers, to 11/27/05



MUSEUM OF THE CITY OF NEW YORK

The Mythic City: Photographs of New York by Samuel H. Gottscho, 1925-40, 11/1 - 2/20/06

Westchester Events

NEUBERBER MUSEUM OF ART

Acting Out: Invented Melodrama in Contemporary Photography, to 12/31/05

MANHATTANVILLE COLLEGE

Diane Arbus: Jeff Rosenheim, Associate Curator of Photographs at the Metropolitan Museum of Art, will be lecturing on Diane Arbus. Nov 2, West Room, Reid Hall. Open to the public.

HUDSON RIVER MUSEUM

Law & Order: Crime Scenes: 30 photos from set by Jessica Burstein 10/1 - 12/31/05

Hurrell's Men: Work of George Hurrell, master of "the unblemished and stylized perfection of the Hollywood portrait." 10/1 - 12/31/05

Silver Screen Silents: Photographs of scenes shot on California film sets before 1920, from the Hudson River Museum collection. 10/01 - 12/31/05

galleries

Photography galleries, NYC:

http://art-support.com/galleries_ny.htm
<http://www.photography-guide.com>

**EXHIBITS & SHOWS
WPS Exhibits**

Somers Library, Oct 2 - 28, 2005.
Up, 10/1, 11:30 AM, down, 10/29, 11:30 AM - 5:00 PM

Ossining Library, 12/18/05 - 1/27/06
Up, 12/17, 10am, down 1/28/06, 10am
(more: <http://wpsphoto.org/Exhibits.html>)

WPS Member Exhibits

Lois Barker has a photograph in Small Treasures at the Northern Westchester Center For The Arts - a Katonah Museum Artists Association exhibit. Through Friday, 11/18/05.

Anita Louise Reilly and **Elinor Stecker-Orel** will be exhibiting their "FLOWERS" at the Harrison Library Gallery exhibit entitled "DOUBLE VISION." 11/5 - 12/2/2005.
Opening reception: Sunday, 11/13/2005 from 2:00 to 4:00pm.

Competition Dates, 2005-2006

Date	Type	Order
September 16, 2005	Regular #1	Prints, Slides, Digital
October 14, 2005	Regular #2	Slides, Digital, Prints
November 4, 2005	Special - Strangers	Prints, Slides, Digital
November 18, 2005	Regular #3	Digital, Slides, Prints
December 16, 2005	Regular #4	Prints, Slides, Digital
January 13, 2006	Regular #5	Slides, Digital, Prints
February 17, 2006	Regular #6	Digital, Slides, Prints
March 17, 2006	Regular #7	Prints, Slides, Digital
April 21, 2006	Regular #8	Slides, Digital, Prints
May 5, 2006	Special - Outdoor Sculptures	Prints, Slides, Digital
May 19, 2006	Regular #9	Digital, Slides, Prints
June 16, 2006	End of Year	Prints, Slides, Digital

Honors for Competition Number One

B&W Prints — Group A

1st: R. Baron,
2nd: A. Harper,
3rd: A. Harper,
HM — A. Anderson

B&W Prints — Group S

1st: D. Thornton,
2nd: B. Edelman
2nd: B. Edelman
HM: T. van Brandon

Color Prints — Group B

1st: A. Tang,
2nd: R. Kimmel,
3rd: C. Finley,
HM: M. Bernstein,
HM: A. Tang

Color Prints — Group A

1st: C. Koenig,
2nd: A. Harper,
3rd: A. Harper,
3rd: Z. Kuo

Color Prints — Group S

1st: M. Orel,
2nd: B. Harper,

3rd: B. Harper,
HM: B. Rosentrach

Prints — Open Mind

1st: C. Rorder,
2nd: M. Bernstein,
3rd: M. Bernstein,
3rd: R. Baron

35mm Film Slides

1st: C. Gewirtz,
2nd: C. Krasnow,
2nd: Z. Kuo,
HM: D. Thornton;
HM: H. Rauch

Digital Projector — B&W

1st: J. Palmer,
2nd: J. Maccanello,
2nd; Shihoten,
HM: A. Tompkins;
HM: L. Barker

Digital Projector — Color B

1st: M. Bernstein,
2nd: A. Tang,
3rd: A. Tang,
HM: R. Kimmel

Digital Projector — Color A

1st: G. Rosenstrach,
2nd: J. King,
3rd: R. Dublin,
HM: L. Freedman,
HM: R. Fitzgerald

Digital Projector — Color S

1st: M. Kantor,
2nd: H. Augenbraun,
3rd: M. Kantor,
3rd: E. Stecker-Orel,
3rd: E. Stecker-Orel,
3rd: L. Barker

Digital Projector — Open Mind

1st: E. Stecker-Orel,
1st: W. Kimmel,
3rd: R. Kimmel,
3rd: R. Dublin

The Westchester Photographic Society meets 12 months a year. Our weekly meetings are on Friday evenings at 8:00pm (with exceptions for holidays) in the Technology Building of Westchester Community College Valhalla, N.Y. Guests are welcome.



Weather Notice:
If driving conditions are hazardous, meetings will be cancelled. Look for announcements of Westchester Community College (WCC) closings on the following media outlets.

WFAS 103.9 FM / 1230 AM, WHUD 100.7 FM, WCBS 880AM, TV News 12, or visit www.wfasfm.com

IN FOCUS

The Newsletter of the Westchester Photographic Society
c/o Robert A. Baron, editor
P.O. Box 93
Larchmont, New York 10538-0093

FIRST CLASS MAIL



Sponsors of the Westchester Photographic Society

Advance Photo Labs *

909 Saw Mill River Road, Ardsley 693-0778
1142 Wilmot Road, Scarsdale 725-9700

Color Group 769-8484 *

168 Saw Mill Rd., Hawthorne

Cross County Art Center 668-0230 *

152 MacQuesten Pkwy, Mt. Vernon

Eastchester Photo Service 961-6596 *

132 Fisher Ave. Eastchester

Fuji Photo Film

555 Taxter Rd., Elmsford

Hunts Camera 1-800-924-8682

100 Main Street, Melrose, MA

Hahnemühle

(successor to Luminous Photo)

Fine Photographic Papers

722 Calhoun St, Woodstock, IL 60098, (815) 502 5880
martin@hahnemuhleusa.com

Mamiya America Corporation 347-3300

8 Westchester Plaza, Elmsford

Nikon, Inc

1300 Walt Whitman Rd.

Melville, N.Y.

PDK Labs 777-2477 *

83 Calvert Street, Harrison

Photo Pro 761-5205 *

60 Mamaroneck Avenue

White Plains

Photoworks 769-6425

465 Bedford Road

Pleasantville, NY 10570

* (restrictions apply)

*Ask for your discount from
these sponsors.